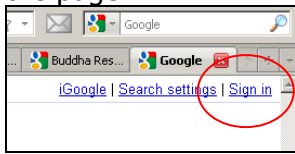
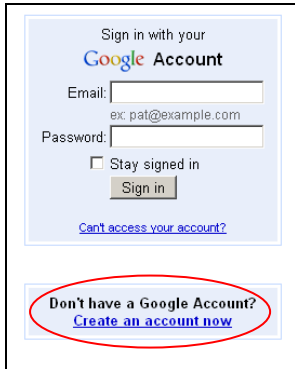


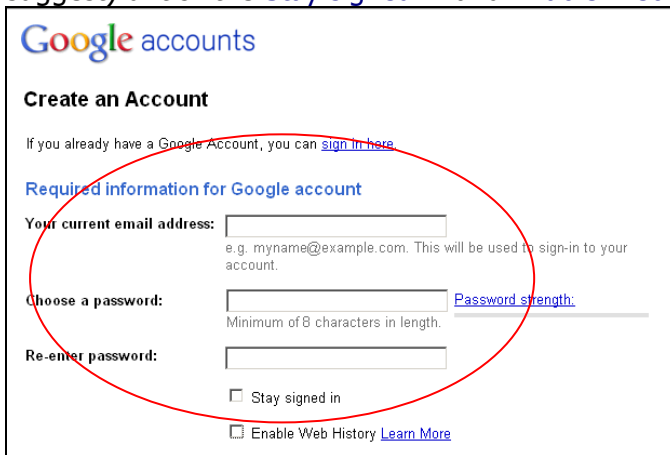
1. Go to www.google.co.uk and click on the **Sign In** link at the top right corner of the page



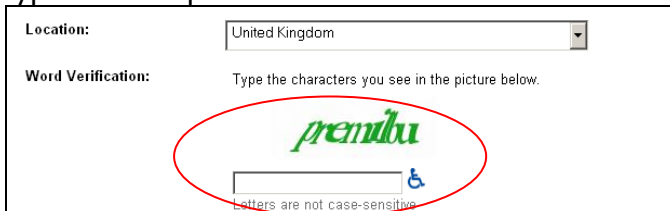
2. About 1/2 way down on the right side of the page click the **Create an account now** link



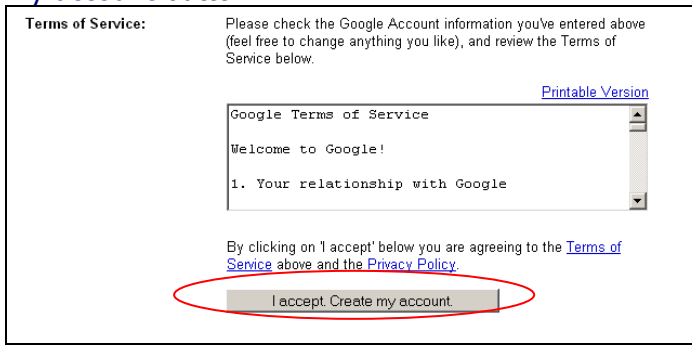
3. Add your current email address and a password into the relevant boxes then (we suggest) untick the **Stay signed in** and **Enable Web History** boxes



4. Select the required country (should be United Kingdom if using Google UK) then type in the Captcha text



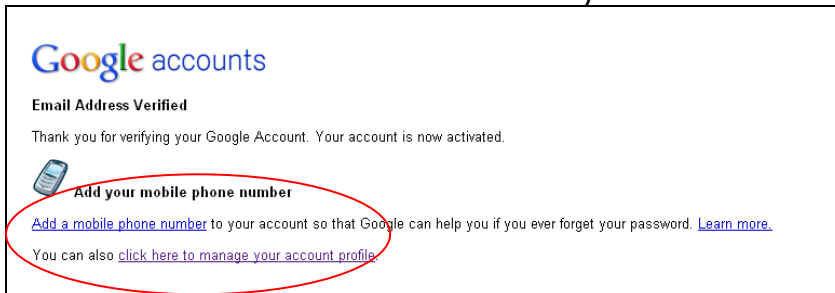
- Finally, read the [Terms of Service](#) text and if you agree, click the [I accept. Create my account](#) button



- You will now be taken to the [Account Creation Confirmation](#) page and a verification email will be sent to the email address you used.



- When the email arrives click the link to take you the [Email Address Verified](#) page



- From here you can add your mobile number in case you lose your password and you can update details on your profile by [clicking the click here to manage your account profile](#) link